


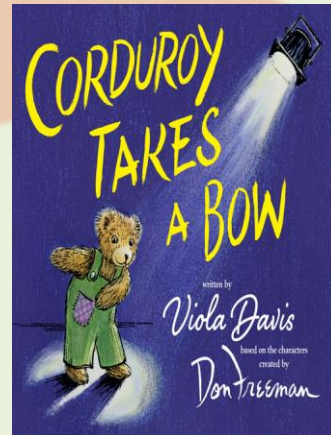


# TEDDY BEARS


## Books on Overdrive



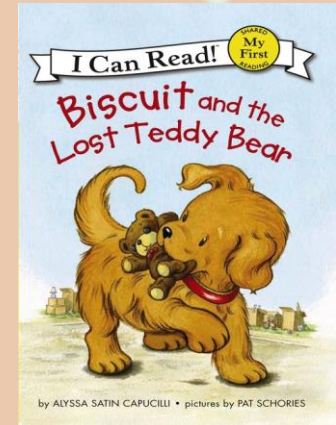
**Teddy Bear's Picnic**  
*by Steven Anderson*  
[Check it out!](#)



**Corduroy Takes a Bow**  
*by Viola Davis*  
[Check it out!](#)



**Teddy & Co.**  
*by Cynthia Voigt*  
[Check it out!](#)



**Biscuit and the Lost  
Teddy Bear**  
*by Alyssa Satin Capucilli*  
[Check it out!](#)



# SONGS



My Teddy Bear  
from *Super Simple Songs*  
[Click here to listen!](#)



Teddy Bear Picnic  
from *the Kiboomers*  
[Click here to listen!](#)



## Teddy Bear, Teddy Bear



Teddy bear, teddy bear,  
Turn around!  
Teddy bear, teddy bear,  
Touch the ground!  
Teddy bear, teddy bear,  
Jump up high!  
Teddy bear, teddy bear,  
Touch the sky!

Teddy bear, teddy bear,  
Bend down low!  
Teddy bear, teddy bear,  
Touch your toes!  
Teddy bear, teddy bear,  
Turn out the light!  
Teddy bear, teddy bear,  
Say good night!






# CRAFTS



## Teddy Bear Pencil Top

### Materials

- Pom-poms (1 large, 3 small)
- Fuzzy Pipe Cleaner
- Scissors
- Glue
- Googly Eyes



### Instructions

- 1) Twirl your fuzzy pipe cleaner around a pencil, leaving one end free to stick up and out.
- 2) Take a small pom-pom and draw a little nose and mouth on it with a black marker.
- 3) Glue the small pom-pom to center of the larger one. Glue the other small pom-poms on top and to the sides of the larger one, making the ears.
- 4) Glue the googly eyes to the large pom-pom too complete the bear.
- 5) Glue the bear to the free end of the pipe cleaner.
- 6) Let the glue dry, then you can add your fuzzy friend to every pencil you use from now on!



**Teddy Bear Picnic Crafts**  
from **The Spruce Crafts**  
[Click here to get started!](#)

