






MUSIC




Books on Overdrive




Song and Dance Man
by Karen Ackerman
[Check it out!](#)



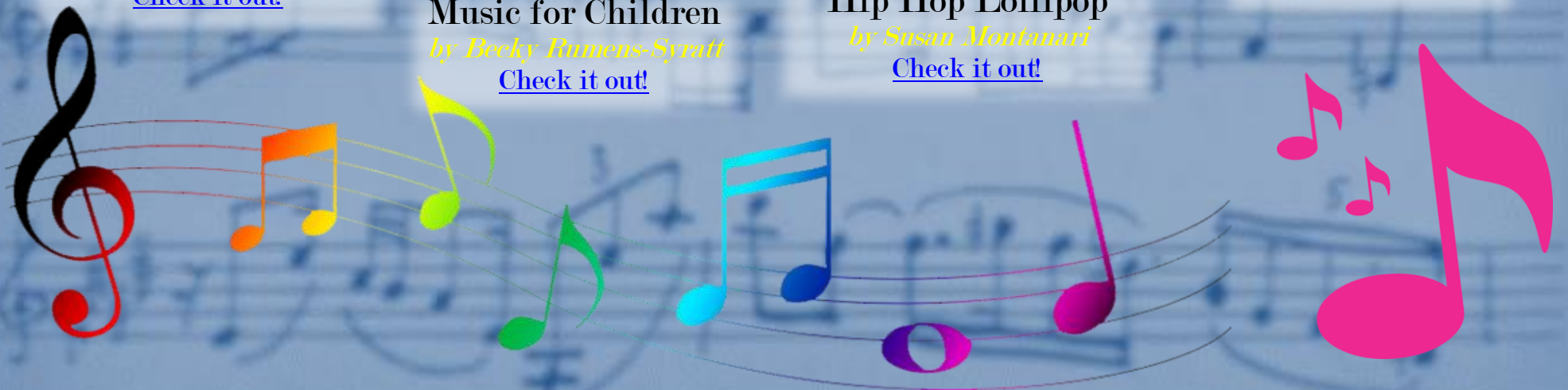
Music for Children
by Becky Rumens-Syratt
[Check it out!](#)



Hip Hop Lollipop
by Susan Montanari
[Check it out!](#)



Drum Dream Girl
by Margarita Engle
[Check it out!](#)



C to C
song by Wendy Rollin

*C, C, C to C
I C you and You C me*

*Oh, books are made of pages
Oatmeal's made of oats
And the songs we like to sing, sing, sing
Are music made of notes*

(What kind of notes?)

*High notes, low notes
Fast notes, slow notes
All in melody
And I can play you eight whole notes
From C to shining C*

C - D - E - F - G - A - B - C

*C, C to C
I C you and You C me!*



SONGS



The Instruments Song

from HiDino

[Click here to listen!](#)

CRAFTS



Plastic Egg Maracas

Instructions

- 1) Partially fill a plastic egg with popcorn kernels, then close up the egg.
- 2) Surround the egg with two plastic spoons, so that the spoons grip the egg between them.
- 3) Wrap your favorite pattern of Washi Tape around the spoons and egg, keeping it as tight as possible. Feel free to use blank tape and decorate it later, or alternate different patterned tape as you wrap.
- 4) Tape the handle tips of the two spoons together for a secure grip.
- 5) Shake your new Maraca and make some music!



Materials

- Plastic Eggs
- Plastic Spoons
- Washi Tape
- Popcorn Kernels

MUSICAL INSTRUMENT

crafts for kids to make and play 🎵



Musical Instruments Crafts

from Fun Family Crafts

[Click here to get started!](#)

