





TREES


Books on Overdrive




The Giving Tree
by Shel Silverstein
[Check it out!](#)



The Tree Lady
by H. Joseph Hopkins
[Check it out!](#)




Little Tree
by Loren Long
[Check it out!](#)



Redwoods
by Jason Chin
[Check it out!](#)

SONGS



Autumn Leaves Are Falling Down

*Autumn leaves are falling down
Falling down, falling down
Autumn leaves are falling down.
All around the town.*

*The wind will blow them round and round
Round and round, round and round.
The wind will blow them round and round
All around the town.*

*They're drifting gently to the ground,
to the ground, to the ground.
They're drifting gently to the ground.
All around the town.*

*Take a rake and rake them up,
Rake them up, rake them up.
Take a rake and rake them up
All around the town.*



Way Up High in an Apple Tree

from The Learning Station

[Click here to listen!](#)



ACTIVITIES


Neighborhood Tree Guide

Instructions

- 1) **Make a map of your neighborhood. Mark all the trees you can see on your street, and where they are located.**
- 2) **Draw pictures of the most interesting trees. Use a crayon and paper to make a rubbing of their bark. Write down what they look like...are they tall, wide? See if the tree has nuts/flowers/fruits. Trace out the shape of their leaves. Keep track of what kinds of animals live on their branches.**
- 3) **Use your observations and a Field Guide (available online or in our Library) to identify the trees.**
- 4) **Take what you've written, drawn, and found out and put it all together in a notebook to make your own Neighborhood Tree Guide!**

Materials

- **Notebook/Paper**
- **Pencil & Crayon**
- **Field Guide to North American Trees**



**Identifying Trees
of the East**
By Michael D. Williams
Check it out!

45

FALL TREE
crafts + projects
for kids



Fall Tree Crafts + Projects

from *Hands On As We Grow*

[Click here to get started!](#)