




Princesses


BOOKS ON OVERDRIVE




DIANA: PRINCESS OF
THE AMAZONS
by **Shannon Hale &
Dean Hale**
[Check it out!](#)



THE PRINCESS AND
THE PONY
by **Kate Beaton**
[Check it out!](#)



THE PAPER BAG PRINCESS
by **Robert Munsch**
[Check it out!](#)



LA PRINCESA AND THE PEA
by **Susan Middleton Elya**
[Check it out!](#)



Games

PRINCESS FIND THE PEA!

What you need:

1 Pillow per player, a small ball, and a bunch of other items the same size as the ball

How to play:

Place the pillows on the floor. Pick one person out of the group to be the Princess and one to be the Queen. The rest of the players are the Knights. The Queen will hold the ball or “pea” while the Knights each get a random item.

The Princess must close their eyes and count to 10. While they count, the Queen and Knights will place their items under a pillow. When the Princess finishes counting, they will open their eyes and start sitting on the pillows, one by one. The Princess must figure out which pillow has the ‘pea’ once they’ve sat on all the pillows. If they get it right, they win that round!

Keep switching the roles of Princess, Queen, and Knights until everyone gets at least two turns. Whoever guesses the location of the ‘pea’ the most times wins!

TRY SOME DISNEY
PRINCESS GAMES!



[Click here to play!](#)

Crafts

TRY THE PRINCESS
STEM CHALLENGE!



[Click here to get started!](#)



PRINCESS PARTY HATS

Materials:

Party hats, wrapping paper, tulle, lace, stickers, and scotch tape

1. Take one of the party hats, unfold it, and trace the shape of the hat onto your favorite wrapping paper. You only need to unfold one hat for this, leave the rest alone.
2. Cut out the shape from the paper and wrap it around a hat, taping it secure.
3. Cut a long length of tulle, about 3ft, and tie a knot in one end. Thread the other end through the hole at the point of the hat, pulling until the knot is tight against the inside of the hat.
4. Add stickers, lace, drawings...whatever you like to the outside of your hat.
5. You're ready for your Princess debut!