





# Opposites


## Books on Overdrive




**Big Shark, Little Shark**  
*by Anna Membrino*  
[Check it out!](#)




**What's Up, Duck?**  
**A Book of Opposites**  
*by Tad Hills*  
[Check it out!](#)



**Yummy Yucky**  
*by Leslie Patricelli*  
[Check it out!](#)



**Big Dog...Little Dog**  
*by P.D. Eastman*  
[Check it out!](#)



**The Foot Book**  
*by Dr. Seuss*  
[Check it out!](#)





# SING ALONG!



## Opposites Song

by The Learning Station

[Click here to sing along!](#)

## Opposites Song

**We are opposites, and I'll tell you more!**

**I say **after**, and you say **before**.**

**I look **up**, and you look **down**.**

**I like to **walk**, you **run** to town.**

**I say **stop**, and you say **go**.**

**We are opposites, I told you so!**

**I think it's **hot**, you think it's **cold**.**

**I say it's **new**, you say it's **old**.**

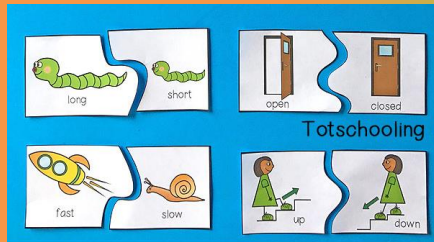
**I am small, as small as can be,**

**You are big, much bigger than me.**

**I come **in**, you go **out**.**

**We are opposites; let's give a shout!**

# ACTIVITIES



## Opposites

### Opposites Puzzle

**Download and Print Out**

[Click here to get the puzzle!](#)

## Happy/Sad Faces Craft

### Materials Needed:

- pre-cut large circles (2 per person)
- wiggly eyes
- glue
- miscellaneous arts and crafts supplies
- markers.

1. Glue wiggly eyes on each circle and then draw a smile on one and a frown on another.
2. Decorate each face. Discuss things that might make them/you happy or sad.
3. When dry, staple each pair of happy and sad faces together (back to back).