

Board of Trustees

Joseph Maiorana
James Mazzarella
Maris Raineri
Anthony Saggio
Joseph Simmons

Director

Kerri Rosalia
krosalia@gmail.com

**Department Head,
Reference & Adult Services**

Josephine Wuthenow
jwuthenow@gmail.com

Hours

Monday - Thursday 9:00 a.m. - 9:00 p.m.
Friday 9:00 a.m. - 6:00 p.m.
Saturday 9:00 a.m. - 5:00 p.m.
Sunday (opened mid Sept.- mid June) 12:00 p.m. - 4:00 p.m.



Transferring an eBook to an eBook Reader

(Kindle® users see “Transferring an eBook to a Kindle®”)

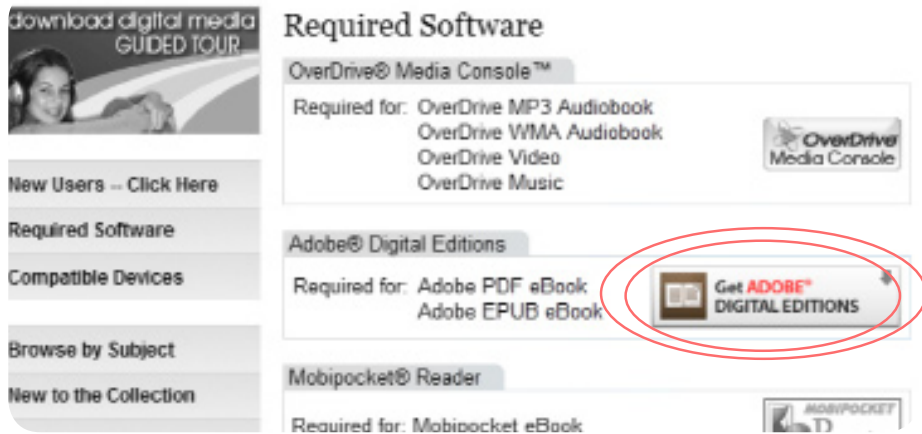
Need help?
Schedule one-on-one instruction from our friendly staff.
Call 399-1511 ext. 240 for more info.



1. Go to <http://downloads.live-brary.com>
2. Click on required software :

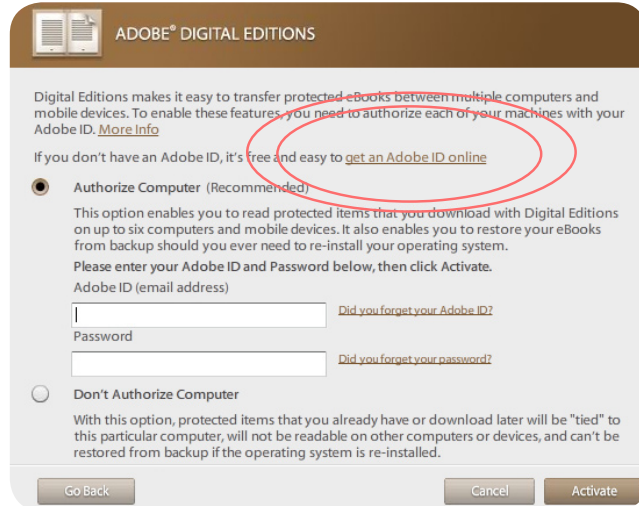


3. Click on get adobe digital editions:

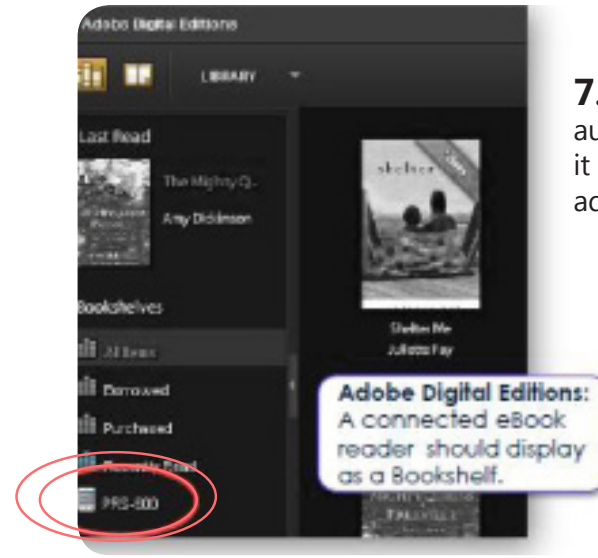


4. Download and install the software.

5. Once you have downloaded the software you will need to authorize the computer. In order to authorize you will have to create an adobe id; To obtain an adobe id click on "get an adobe ID online":

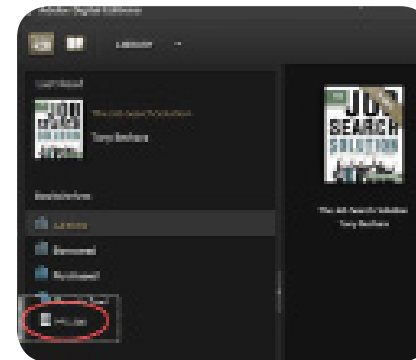


6. Once you have authorized adobe digital additions close the program and plug your eReader in to the computer then restart Adobe digital editions. The computer should ask to authorize your device (eReader).



7. Once your eReader is authorized you should see it appear in the side bar of adobe digital editions:

8. Now download an eBook from the Live-brary Free Download page (It must be in adobe PDF or EPUB format):



9. Once downloaded it should appear in your adobe digital edition library:

10. Drag and drop the eBook you want into your eReader on the side bar